ENGINE RECORDS MINI-PACK

JT8D-217A

ENGINE SERIAL NUMBER

709855



COMPLIMENTARY COPY

REFERENCE: A.T.A.T WORK ORDER NUMBER 1119

1. Approving Civil Aviation Authority / Country:	2.	3. Form Tracking Number
FAA / United States	**AUTHORIZED RELEASE CERTIFICATE** F.A.A. Form 8130-3 - AIRWORTHINESS APPROVAL TAG	12171119

4. Organization Name & Address	5. Work Order / Contract / Invoice Number:
ALPHA TURBINE AVIATION TECHNOLOGY, LLC F.A.A. Repair Station 1A6R094B 8050 NW 31st Street Miami, Florida 33122	**1119**

6. Item	7. Description	8. Part Number	9. Quantity	10. Serial Number	11. Status / Work
1	TURBOFAN ENGINE	JT8D-217A	1	709855	REPAIRED

12. Remarks:

THE ENGINE WAS INSPECTED, REPAIRED, AND TESTED IAW PRATT & WHITNEY JT8D E/M 773128 R104, DATED OCT 15, 2017.
ALL WORK PERFORMED IS FILED AT THIS FACILITY UNDER THE WORK ORDER SPECIFIED IN BLOCK 5. INFORMATION CONTAINED IN F.A.A. FORM 337 IS IN COMPLIANCE WITH FAR 43.9 AND CERTIFIES THAT THE WORK DESCRIBED IN BLOCKS 12/13 WAS ACCOMPLISHED IAW E.A.S.A.145 AND THAT IN RESPECT TO THAT WORK THE AIRCRAFT COMPONENT IS CONSIDERED READY FOR RELEASE TO SERVICE UNDER E.A.S.A. ACCEPTANCE CERTIFICATE No. 145.5337

T.T.S.N: 58,465.61 T.C.S.N: 35,184

ORIGINAL

13a. Certifies the items identified above were manufactured in conformity to:	14a [X] 14 CFR 43.9 Return to Service [X] Other regulation specified in Block 12
☐ Approved design data and are in a condition for safe operation. ☐ Non-approved design data specified in Block 13.	Certifies that unless otherwise specified in Block 12, the work identified in Block 11 and described in Block 12 was accomplished in accordance with Title 14, Code of Federal Regulations Part 43 and in respect to that work, the items are approved for return to service.

13b. Authorized Signature:	13c. Approved/Authorization No.	14b. Authorized Signature:	14c. Approved / Certificate No:
		Carlos C. Canessa	**1A6R094B**
13d. Name (Typed or printed):	13e. Date (dd/mmm/yyyy):	14d. Name (Typed or Printed):	14e. Date (dd/mmm/yyyy):
		Carlos Canessa	4-Jan-2018

User / Installer Responsibilities

It is important to understand that the existence of this document alone does not automatically constitute authority to install the aircraft engine/ propeller / article.

Where the user / installer performs work in accordance with the national regulations of an airworthiness authority different than the airworthiness authority of the country specified in Block 1, it is essential that the user / installer ensures that his / her airworthiness authority accepts aircraft engine(s) / propeller(s) /article(s) from the airworthiness authority of the country specified in Block 1.

Statements in Blocks 13a and 14a do not constitute installation certification. In all cases, aircraft maintenance records must contain an installation certification issued in accordance with the national regulations by the user / installer before the aircraft may be flown.

US Department of Transportation **Federal Aviation Administration**

MAJOR REPAIR AND ALTERATION
(Airframe, Powerplant, Propeller, or Appliance)

OMB No. 2120-0020 Exp: 5/31/2018 | Electronic Tracking Number

For FAA Use Only

INSTRUCTIONS: Print or type all entries. See Title 14 CFR §43.9, Part 43 Appendix B, and AC 43.9-1 (or subsequent revision thereof) for instructions and disposition of this form. This report is required by law (49 U.S.C. §44701). Failure to report can result in a civil penalty for each such violation. (49 U.S.C. §46301(a))

1. Aircraft	Nationality and Registration Mark	Serial No.	
	Make	Model	Series
2. Owner	Name *(As shown on registration certificate)*	Address *(As shown on registration certificate)* Address City / State Zip / Country	

3. For FAA Use Only

4. Type		5. Unit Identification			
Repair	Alteration	Unit	Make	Model	Serial No.
☐	☐	AIRFRAME	———	*(As described in Item 1 above)*	———
☒	☐	POWERPLANT	Pratt & Whitney	JT8D-217A	709855
☐	☐	PROPELLER			
☐	☐	APPLIANCE	Type / Manufacturer		

6. Conformity Statement

A. Agency's Name and Address

Name: ALPHA TURBINE AVIATION TECHNOLOGY LLC
Address: 8050 NW 31st Street
City: Miami State: Fl
Zip: 33122 Country: United States

B. Kind of Agency

- ☐ U. S. Certificated Mechanic
- ☐ Foreign Certificated Mechanic
- ☒ Certificated Repair Station
- ☐ Certificated Maintenance Organization
- ☐ Manufacturer

C. Certificate No.: 1A6R094B

D. I certify that the repair and/or alteration made to the unit(s) identified in item 5 above and described on the reverse or attachments hereto have been made in accordance with the requirements of Part 43 of the U.S. Federal Aviation Regulations and that the information furnished herein is true and correct to the best of my knowledge.

Extended range fuel per 14 CFR Part 43 App. B ☐

Signature/Date of Authorized Individual: Carlos G. Cisneros 01/04/2018

7. Approval for Return to Service

Pursuant to the authority given persons specified below, the unit identified in item 5 was inspected in the manner prescribed by the Administrator of the Federal Aviation Administration and is ☒ Approved ☐ Rejected

BY								
	☐	FAA Flt. Standards Inspector	☐	Manufacturer	☐	Maintenance Organization	☐	Persons Approved by Canadian Department of Transport
	☐	FAA Designee	☒	Repair Station	☐	Inspection Authorization		Other *(Specify)*

Certificate or Designation No.:

Signature/Date of Authorized Individual: 1/4/2018

NOTICE

Weight and balance or operating limitation changes shall be entered in the appropriate aircraft record. An alteration must be compatible with all previous alterations to assure continued conformity with the applicable airworthiness requirements.

8. Description of Work Accomplished

(If more space is required, attach additional sheets. Identify with aircraft nationality and registration mark and date work completed.)

ESN 709855
WO: 1119

4-Jan-18
Date

1.- REASON FOR SHOP VISIT: SOME T2 BLADES DAMAGED.

2. ON THE ENGINE WAS PERFORMED THE FOLLOWING:

A. THE COLD SECTION KEPT INTACT AND WAS VISUALLY INSPECTED AT MODULAR LEVEL.

B. THE COMBUSTION SECTION KEPT INTACT AND WAS VISUALLY INSPECTED AT MODULAR LEVEL.

C. THE LPT MODULE WAS DISASSEMBLED AS NECESSARY TO PERFORM THE FOLLOWING:
(a) REPLACED 65 EA T2 BLADES WITH UNITS OHC, P/N: 805002 .
(b). CONTINUE TIME INSPECTED THE REMAINDER OF THE LPT COMPONENTS
©. DYNAMIC BALANCED THE LPT MODULE

3.- VISUALLY INSPECTED THE REMAINDER OF THE ENGINE FOR CONTINUED TIME SERVICE

4.- COMPLIED WITH AD NOTE 2005-21-01. INSTALLED 02EA TEMPERATURE INDICATORS P/N: 810486.

5.- PERFORMED No. 3 OVERHAUL ACCEPTANCE & PERFORMANCE TEST RUN IAW P&W JT8D E/M P/N 773128 R104 DATED OCT 15,2017. THE ACCESSORIES WERE FUNCTIONALLY CHECKED DURING ENGINE OPERATION AT TEST RUN. ENGINE PASSED TEST WITHIN ACCEPTABLE LIMITS

6.- PERFORMED POST-TEST SHIPPING INVENTORY INSPECTION & BOROSCOPE INSPECTION

END OF TEXT

ENGINE TOTAL TIME:	**58,465.61**	TSHSI:	0.00
ENGINE TOTAL CYCLES:	**35,184**	CSHSI:	0

NOTE: ALL WORK PERFORMED IAW P&W E/M 773128 R104
NOTE: ORIGINAL PAPERWORK WAS PROVIDED TO CUSTOMER
A COPY IS ON FILE AT ALPHA TURBINE AVIATION TECHNOLOGY, LLC
UNDER W.O. No. **1119** ENGINE MODEL: **JT8D-217A**
ENGINE S/N: **709855**

0 Additional Sheets Are Attached

FAA Form 337 (10/06)

TURBINE AVIATION TECHNOLOGY, LLC

ALPHA TURBINE AVIATION TECHNOLOGY, LLC

FAA Repair Station Number 1A6R094B

JT8D AIRWORTHINESS DIRECTIVE COMPLIANCE STATUS

WORK ORDER: 1119 CUSTOMER: Aserca Airlines

ENGINE MODEL: JT8D-217A ENGINE S/N: 709855 TT: 58,465.61 TC: 35,184

Note: With regards to this document, the following definitions apply:

CW = Complied with at this shop visit.
PCW = Previously Complied With – Received with upgraded configuration
ND = Not Disassembled per Customer Specifications
NA1 = Not Applicable Due to Engine Model
NA2 = Not Applicable Due to Engine Serial Number
NA3 = Not Applicable Due to Part Numbers
NA4 = Not Applicable Due to Part Serial Numbers

A.D. NUMBER EFF. DATE	PWA SERVICE BULLETIN	DESCRIPTION	REPETITIVE INSPECTION YES	REPETITIVE INSPECTION NO	COMPLIANCE, STATUS, NEXT INSPECTION, PART NUMBERS / SERIAL NUMBERS INST.
80-14-51 7/3/80	5154 R3	Ultrasonic Insp. or FPI Insp. C-8 disk. Applies to All JT8D-STD engines except 15A,17A & 17AR			SUPERSEDED BY 80-15-51
80-15-51 39-3898 8/21/80	5154 R3	Ultrasonic Inspect or FPI Inspect 8th stage Disk P/N's 690908, 701308, 717608, 717708, and 738308 for cracks. Applies to All JT8D-STD engines except 15A,17A & 17AR		X	NA1. (JT8D-217A)
87-03-13	5618	Applies to JT8D-209, -217 & -217A engines. Replace 5th Stage Compressor Blades P/N 778505 with P/N's IAW SB 5618		X	ND. NA3 PER A.D. SUMMARY SUPPLIED BY CUSTOMER
88-04-02	5711 R4 5751 R2 5753 R3	Applies to JT8D-209, -217, -217A, -217C, 219 engines. Inspection / Replacement of Front Compressor drive Turbine Anti-Rotation pins		X	ND. NA3. PER A.D. SUMMARY SUPPLIED BY CUSTOMER
91-24-14		Applies to JT8D-209, -217, -217A, -217C, 219 engines. Inspection / Replacement of Unapproved No. 4-1/2 Bearing Seal Spacers		X	PCW. REF. ATAT WO 1101
93-23-10	6053 R7	Applies to JT8D-209, -217, -217A, -217C, 219 engines. HPT Containment			SUPERSEDED BY 99-22-14

Prepared by: Bersy Marrero Date: 01/04/2018

TURBINE AVIATION TECHNOLOGY, LLC

ALPHA TURBINE AVIATION TECHNOLOGY, LLC

FAA Repair Station Number 1A6R094B

JT8D AIRWORTHINESS DIRECTIVE COMPLIANCE STATUS

A.D. NUMBER EFF. DATE	PWA SERVICE BULLETIN	DESCRIPTION	REPETITIVE INSPECTION YES	REPETITIVE INSPECTION NO	COMPLIANCE, STATUS, NEXT INSPECTION PART NUMBERS / SERIAL NUMBERS INST.
94-14-16	6153	Applies to JT8D-209, -217, -217A, -217C, 219 engines. Replace No. 7 Fuel Nozzle & Support and Oil & Scavenge Fittings			SUPERSEDED BY 95-02-16
94-23-03	5944 R3	Applies to JT8D-200 Series engines. Oil Temp Indicator for No. 4 Bearing Scavenge Tube. Install / Inspect every 65 operating hours max per ASB 5944 R3			SUPERSEDED BY 97-19-13
95-02-16	6153 R1 6169 R2 6170 R2	Applies to JT8D-209, -217, -217A, -217C, 219 engines. Replace No. 7 Fuel Nozzle & Support and Oil & Scavenge Fittings		X	ND. NA3. PER A.D. SUMMARY SUPPLIED BY CUSTOMER
95-12-19		Applies to JT8D-209, -217, -217A, -217C, 219 engines. Periodic Inspection of Fan Blades for locked shrouds & FOD			SUPERSEDED BY 96-23-15
96-15-06		Applies to JT8D-209, -217, -217A, -217C, 219 engines. Remove from service C-1 Hubs PN 5000501-01, SN's T50693, T50823, T50827, R32926, R32960 & P66756		X	ND. NA4, PER A.D. SUMMARY SUPPLIED BY CUSTOMER

TURBINE AVIATION TECHNOLOGY, LLC

ALPHA TURBINE AVIATION TECHNOLOGY, LLC

FAA Repair Station Number 1A6R094B

JT8D AIRWORTHINESS DIRECTIVE COMPLIANCE STATUS

A.D. NUMBER EFF. DATE	PWA SERVICE BULLETIN	DESCRIPTION	REPETITIVE INSPECTION YES	REPETITIVE INSPECTION NO	COMPLIANCE, STATUS, NEXT INSPECTION PART NUMBERS / SERIAL NUMBERS INST
96-23-15	6241	Applies to JT8D-209, -217, -217A, -217C, 219 engines. Periodic Inspection of Fan Blades for locked shrouds & FOD			SUPERSEDED BY 99-10-11
97-02-11	6272	Applies to JT8D-209, -217, -217A, -217C, 219 engines. Inspect C-1 Hub IAW ASB 6272 R1			SUPERSEDED BY 97-17-04
97-17-04	6272	Applies to JT8D-209, -217, -217A, -217C, 219 engines. Inspect C-1 Hubs IAW ASB 6272 R1		X	ND. NA4, PER A.D. SUMMARY SUPPLIED BY CUSTOMER
97-19-13	5944 R2 or R3	Applies to JT8D-209, -217, -217A, -217C, 219 engines. Oil Temp Indicators in No. 4 & No. 5 Bearing Scavenge tubes. Install & Inspect every 65 operating hrs IAW SB 5944 R3			SUPERSEDED BY 2005-21-01
98-21-24		Applies to JT8D-209, -217, -217A, -217C, 219 engines. Compressor Disks C-3, C-4, C-7 thru C-12 P/N's & S/N's per Table 1 of A.D.		X	ND. NA3 / NA4, SEE LIFE LIMITED COMPONENTS STATUS/ AD SUMMARY SUPPLIED BY CUSTOMER
99-01-08		Applies to JT8D-209, -217, -217A, -217C, 219 engines. Remove from service and scrap C-7 thru C-12 Disks per Appendix 1 of A.D.		X	ND. NA3 / NA4, SEE LIFE LIMITED COMPONENTS STATUS/ AD SUMMARY SUPPLIED BY CUSTOMER
99-10-11	6193 6241	Applies to JT8D-209, -217, -217A, -217C, 219 engines. 1st. Stage Blades Assembly Failure, P/N's per A.D.		X	ND. NA3. PER A.D. SUMMARY SUPPLIED BY CUSTOMER
99-12-04		Applies to JT8D-209, -217, -217A, -217C, 219 engines. Perform Inspection per 72-33-31 Insp-02, -03 on the C-1 Hub when ALL blades removed.			SUPERSEDED BY 2000-21-07

WO 1119
ESN 709855 (217A)

Prepared by: Blanca
Bersy Marrero

Date: 01/04/2018

TURBINE AVIATION TECHNOLOGY, LLC

ALPHA TURBINE AVIATION TECHNOLOGY, LLC

FAA Repair Station Number 1A6R094B

JT8D AIRWORTHINESS DIRECTIVE COMPLIANCE STATUS

A.D. NUMBER EFF. DATE	PWA SERVICE BULLETIN	DESCRIPTION	REPETITIVE INSPECTION YES	REPETITIVE INSPECTION NO	COMPLIANCE, STATUS, NEXT INSPECTION PART NUMBERS / SERIAL NUMBERS INST.
99-22-14	6149 6346	Applies to JT8D-209, -217, -217A, -217C, 219 engines. HPT Containment Improvement			SUPERSEDED BY 2004-06-04
99-26-06	6359 R3 6291 R4	Applies to JT8D-209, -217, -217A, -217C, 219 engines. Combustion Chamber Outer Case Boss Inspection			SUPERSEDED BY 2002-16-08
99-27-01	6224 R4	Applies to JT8D-209, -217, -217A, -217C, 219 engines. LPT 3rd. & 4th. Stage Shroud Notch Wear Inspection			SUPERSEDED BY 2005-02-03
2000-21-07		Applies to JT8D-209, -217, -217A, -217C, 219 engines. Inspect C-1 Hub & T-1 Disk at next piece part access (all blades removed)			SUPERSEDED BY 2002-13-09
2002-13-09		Applies to JT8D-209, -217, -217A, -217C, 219 engines. Critical Life Limited Part Inspection on the C-1 Hub, C-2, C-13, T-1, T-2, T-3 & T-4 Disks			SUPERSEDED BY 2005-18-02
2002-16-08	6359	Applies to JT8D-209, -217, -217A, -217C, 219 engines. Inspect CCOC P/N's 500023801, 797707, 807684 & 815830 per ASB 6359 R3 Parts I & II		X	ND. NA3. PER A.D. SUMMARY SUPPLIED BY CUSTOMER
2002-21-17	6100 R2 6102 R1	Applies to JT8D-209, -217, -217A, -217C, 219 engines that do not incorporate the fan case exit guide vane P/N 805919 or 815377 and improved durability & impact resistant fan duct assembly P/N 805918-01		X	PCW. PER A.D. SUMMARY SUPPLIED BY CUSTOMER
2002-23-14	6430	Applies to JT8D-209, -217, -217A, -217C, 219 engines. HPC Front Hubs and/or 8-9 Stage spacers that have operated with PWA110-21 coating			SUPERSEDED BY 2006-17-07

WO 1119
ESN 709855 (217A)

Prepared by: Blanch
Bersy Marrero

Date: 01/04/2018

TURBINE AVIATION TECHNOLOGY, LLC

ALPHA TURBINE AVIATION TECHNOLOGY, LLC

FAA Repair Station Number 1A6R094B

JT8D AIRWORTHINESS DIRECTIVE COMPLIANCE STATUS

A.D. NUMBER EFF. DATE	PWA SERVICE BULLETIN	DESCRIPTION	REPETITIVE INSPECTION YES	REPETITIVE INSPECTION NO	COMPLIANCE, STATUS, NEXT INSPECTION PART NUMBERS / SERIAL NUMBERS INST.
2003-16-05	6435 R2	Applies to JT8D-209, -217, -217A, -217C, 219 engines. Inspect the C-7 thru the C12 disks for corrosion pits & cracks per SB 6435	X		**N.D PCW/ AT WO 1101** STG / P/N / S/N / Nicad DATE C-7 / 5006007-021 / N37974 / 29-Feb-16 C-8 / 822208 / BENCAX1888 / 15-Dec-15 C-9 / 822209 / BENCAY8417 / 1-Apr-16 C-10 / 822010 / BENCAX2887 / 14-Dec-15 C-11 / 815711-002 / BENCAM8106 / 14-Dec-15 C-12 / 798512-001 / BENCAK2327 / 21-Dec-15
2004-26-04	6346 R3	Applies to JT8D-209, -217, -217A, -217C, 219 engines. Installation of Improved HPT Containment Hardware		X	ND. PCW. PER A.D. SUMMARY SUPPLIED BY CUSTOMER
2005-02-03	6224 R5 6455	Applies to JT8D-209, -217, -217A, -217C, 219 engines. Inspection of the T-3 & T-4 blades for shroud notch wear per SB 6224 R5 and Replacement of LPT-to-Exhaust case bolts & nuts per SB 6455			SUPERSEDED BY 2011-07-02
2005-17-16	6442	Applies to JT8D-209, -217, -217A, -217C, 219 engines. Inspect the C-7 thru the C12 disks for corrosion pits & cracks per SB 6442		X	ND. NA4, SEE LIFE LIMITED COMPONENTS STATUS PER A.D. SUMMARY SUPPLIED BY CUSTOMER
2005-18-02		Applies to JT8D-209, -217, -217A, -217C, 219 engines. Critical Life Limited Part Inspection on the C-1 Hub, C-2, C-13, T-1, T-2, T-3 & T-4 Disks			SUPERSEDED BY 2011-04-04

WO 1119
ESN 709855 (217A)

Prepared by: Blanch
Bersy Marrero

Date: 01/04/2018

TURBINE AVIATION TECHNOLOGY, LLC

ALPHA TURBINE AVIATION TECHNOLOGY, LLC

FAA Repair Station Number 1A6R094B

JT8D AIRWORTHINESS DIRECTIVE COMPLIANCE STATUS

A.D. NUMBER EFF. DATE	PWA SERVICE BULLETIN	DESCRIPTION	REPETITIVE INSPECTION YES	REPETITIVE INSPECTION NO	COMPLIANCE, STATUS, NEXT INSPECTION PART NUMBERS / SERIAL NUMBERS INST.
2005-21-01	5944 R5	Applies to JT8D-209, -217, -217A, -217C, 219 engines. Installation & Inspection of Dual –Window Temperature Indicators	X		C/W AT THIS ESV. INSTALLED 2EA NEW TEMP INDICATORS P/N: 810486. REINSPECT TEMP. INDICATORS WITHIN 65 HRS T.I.S SINCE LAST INSPECTION. (AT ETT: 58,530.61 HRS)
2006-17-07 R1	6430	Applies to JT8D-209, -217, -217A, -217C, 219 engines. Inspect / Replace HPC Front Hub & HPC Disks that have operated at any time with PWA 110-21 coating and that operated in certain engine models	X		ND. PCW ON C-7 THRU C-12 DISKS/ ATAT WO 1101, PER A.D. SUMMARY SUPPLIED BY CUSTOMER
2011-04-04		Applies to JT8D-209, -217, -217A, -217C, 219 engines. Critical Life Limited Part Inspection on the C-1 Hub, C-2, C-13, T-1, T-2, T-3 & T-4 Disks	X		PARTS NOT EXPOSED AT THIS SHOP VISIT . PSV ND AT LEVEL REQUIRED TO PERFORM THIS AD NOTE.
2011-07-02	A6224 R6 A6494 R1	Applies to JT8D-209, -217, -217A, -217C, 219 engines. Inspection of the T-3 & T-4 blades for shroud notch wear per SB A6224 R6 and Replacement of LPT-to-Exhaust case bolts & nuts per SB A6494 R1		X	**SB A6494 R1**: PCW VERIFIED AT THIS ESV.
			X		**SB A6224 R6**: None T3 Blades or T4 Blades were replaced at this ESV. Perform torque check on T3 & T4 blades IAW SB 6224 R6 /inspection on wing/ engine installed in the A/C IAW Operator limitation
2015-14-05	6504	Applies to JT8D-217C, 219 engines with LPT Shaft P/Ns 783319,783319-001,783319-003, 783319-004, 783320,783320-001,783320-003,783320-004, 820514-001,820514-003,820514-004,820514-005 installed. Remove it from service before accumulates CSN stablished on this AD Note.		X	NA1. (JT8D-217A)

WO 1119
ESN 709855 (217A)

Prepared by: Bersy Marrero

Date: 01/04/2018

ALPHA TURBINE AVIATION TECHNOLOGY, LLC

FAA Repair Station Number 1A6R094B

JT8D LIFE-LIMITED COMPONENTS STATUS

			EngineTotal		Since H.S.I		
CUSTOMER	Eng. Model	S/N:	Hours	Cycles	Hours	Cycles	W.O.
Aserca Airlines	JT8D-217A	709855	58,465.61	35,184	0.00	0	1119

Stage	P/N	S/N	Limit Hrs.	Limit Cls.	Total Hrs.	Total Cls.	Rem Hrs.	Rem. Cls.
C-1	5000501-01	BBDUAT1072	N/L	20,000	N/A	15,580	N/A	4,420
C-1.5	800015	BBDUAU8697	N/L	20,000	N/A	15,580	N/A	4,420
C-2	772402	BBDUAX0697	N/L	20,000	N/A	15,580	N/A	4,420
C-3	772803	BBDUAU3244	N/L	20,000	N/A	15,580	N/A	4,420
C-4	777704	BBDUAU3239	N/L	20,000	N/A	15,580	N/A	4,420
C-5	802105	BBDUAN8460	N/A	20,000	N/A	16,095	N/A	3,905
C-6	772806	BBDUAW9338	N/L	20,000	N/A	15,580	N/A	4,420
C-7	5006007-021	N37974	N/A	15,000	N/A	11,456	N/A	3,544
C-8	822208	BENCAX1888	N/L	20,000	N/A	8,759	N/A	11,241
C-9	822209	BENCAY8417	N/A	20,000	N/A	683	N/A	19,317
C-10	822010	BENCAX2887	N/L	20,000	N/A	8,759	N/A	11,241
C-11	815711-002	BENCAM8106	N/L	20,000	N/A	15,580	N/A	4,420
C-12	798512-001	BENCAK2327	N/A	20,000	N/A	14,967	N/A	5,033
C-13	5005613-01	BENCAN9729	N/L	20,000	N/A	15,580	N/A	4,420
T-1	856701	BKLBCH0095	N/L	20,000	N/A	15,580	N/A	4,420
T-2	778702	BLDLA34017	N/L	20,000	N/A	15,580	N/A	4,420
T-3	777603	BLDLC94073	N/A	20,000	N/A	7,628	N/A	12,372
T-4	800804	BLDLCG7317	N/L	20,000	N/A	15,580	N/A	4,420
HTS	5000947-01	BKLBB96526	N/L	20,000	N/A	15,580	N/A	4,420
LTS	783319	BLDLCB7168	N/A	19,292	N/A	12,168	N/A	7,124

- All information supplied by Customer

Prepared by: Bersy Marrero

Form ATAT-ENG-10 IR 12/27/2007

DATE: 4-Jan-18

ALPHA TURBINE AVIATION TECHNOLOGY, LLC

FAA Repair Station No. 1A6R094B

ENG. TEST CELL RESULTS.

MODEL : JT8D-217A

ESN. : 709855

W / O : 1119

ALPHA TURBINE AVIATION TECHNOLOGY, LLC
FAA Repair Station No. 1AGR094B

DATE TESTED: 27-Dec-17

ENGINE WORK CARD

WARNING: This routine work form does not in any way supersede the OEM's manual requirements. This form is intended to be used in conjunction with the OEM's manuals.

TITLE:

ENGINE TEST RESULTS

WORK ORDER	ENGINE MODEL	ENGINE SERIAL NUMBER
1119	JT8D-217A	709855

TEST SPECIFICATIONS: MANUAL USED 773128 TYPE OF TEST: TEST # 3

TEST LIMTS (CHECK ONE): [X] HEAVY MAINTENANCE [ ] OVERHAUL [ ] OTHER:

ITEM	OPERATION AND REFERENCED PROCEDURE	ACCEPTED	REJECTED	DOES NOT APPLY
1	MAIN OIL PRESSURE	KJ 17 IWS?		
2	MAIN OIL TEMPERATURE.	KJ 17 IWS?		
3	OIL CONSUMPTION	KJ 17 IWS?		
4	BREATHER PRESSURE	KJ 17 IWS?		
5	MAXIMUM EXHAUST GAS TEMPERATURE (EGT)	KJ 17 IWS?		
6	EXHAUST GAS TEMPERATURE (EGT) SPREAD.	KJ 17 IWS?		
7	FRONT VIBRATION LIMITS.	KJ 17 IWS?		
8	REAR VIBRATION LIMITS.	KJ 17 IWS?		
9	TURBINE COOLING PRESSURE.	KJ 17 IWS?		
10	MAXIMUM LOW COMPRESSOR SPEED.	KJ 17 IWS?		
11	MAXIMUM HIGH COMPRESSOR SPEED.	KJ 17 IWS?		
12	E.P.R. vs. THRUST RELATIOSHIP.	KJ 17 IWS?		
13	ACCELERATION TIME.	KJ 17 IWS?		
14	ANTI-SURGE BLEED CHECK.	KJ 17 IWS?		
15	AUTOMATIC RESERVE THRUST INCREMENT (-17R, -17AR & -200 SERIES ONLY).	KJ 17 IWS?		
16	SPEED DATA PLATE. CORRECTED: R.P.M.: 11,281 92.12 %	KJ 17 IWS?		
17	RE-STAMP OF DATA PLATE REQUIRED (IF ENGINE QUALIFIES BASED ON WORK PERFORM	NO [X]	YES [ ]	
18	COMMENTS:	TAKE-OFF LIMIT	TAKE-OFF OBSERVED	TAKE-OFF MARGIN
	RED LINE	1,094 ° F (590 ° C)	1,044 ° F	50 ° F (28 ° C)
	FOR PT7 / PT2	549 °C (539 ° C)		(10 ° C)

ALPHA TURBINE AVIATION TECHNOLOGY, LLC
FAA Repair Station No. 1A6R094B

ENGINE TEST LOG

CUSTOMER:	ASERCA	E.S.N	709855	ENGINE MODEL:	JT8D-217A	DATE:	12/27/2017
		W/O	1119	TEST # 3			

								P/N	S/N
					PASS	FAIL	F.C.U	769606-8	F21534
		HIGH POWER STALL CHECK FOR B727 #2 POSITION			N/A	N/A	F. PUMP	384300	7202
AMBIENT PRESSURE	30.21								
OAT	75								
Time Taken	10:20								
IDLE N2 RPM TRIMMED TO		SPARK IGN. CK 'A'	O.K	AIR LEAKS	OK.				
BLEED VALVE CHECK - PS3 "HgA		SPARK IGN. CK 'B'	O.K	FUEL HEAT VALVE	OK.	FUEL PRESS. TRANS.		N/A	
MAX LIMIT Bleeds (CHART)	73.3	LH ANTI-ICE VALVE	O.K.	FUEL PRESS.	OK.	ENG. OIL PRESS. TRANS		N/A	
MIN. LIMIT Bleeds (CHART)	67.7	RH ANTI-ICE VALVE	O.K	OIL PRESS.	OK.				
OPEN Bleeds AT	69.1	OIL LEAKS	OK.	FUEL SCREENS	N/A	CSD DIS-ENGAGE		N/A	
CLOSED Bleeds AT	70.4	FUEL LEAKS	OK.	OIL SCREENS	OK.	COWL ANTI-ICE V.S.		N/A	
PART POWER TRIM		TYPE FUEL - JET A							
PT7 TARGET - "HgA	50.51	METER STOP	93087						
TAKE-OFF POWER TRIM		METER START	92101						
PT7 TARGET - "HgA	58.61	TOTAL FUEL USED (GAL)	986						
OIL CONS.	NIL	SP. GR.	0.805						
1st. ACCEL TIME (Sec)	5	FUEL BTU RATING	18560						
N1 coast down time	1:48 MINS.	TYPE OIL	BP 2380						
N2 coast down time	2:30 MINS.	AMOUNT OIL USED (GAL)	6						

NOTE: SPEED DATA PLATE CHECK AT 1.65 EPR.- N2 RPM. 11281 @ 92.12%.
NO RESTAMP REQUIRED

ENGINE TESTED E. HERNANDEZ

INSPECTED BY: 27-Dec

TEST HOURS: 1 HR. 25 MINS. LOGGED BY: E.HERNANDEZ

DATE ACCEPTED: December 27, 2017

DATE REJECTED:

MODEL JT8D-217A S/N 709855 W.O. 1119 CUST ASERCA COND IDLE

24 C 391 C

CIT 75 F EGT 736 F T7 TIME at TEMP THRUST 908 LBS EPR 1.030

CORRECTED DATA

N1 % 25.32 N1 RPM 2082 ***7 N1 2050 Pt2 30.19 HGA

Fn 900

N2 % 54.21 N2 RPM 6640 ********1 N2 6539 Pt2 AVG -.2 "H2O

EGT 371C

TIMER 0 sec. Wf 963 Pt7 31.09 HGA

MAIN FUEL 47PSIG TSFC 1.070

MAIN OIL 45PSIG

FUEL FLOW 991PPH VIBRATION

BREATHER 0.2 "HG COMP 0.1

FUEL IN 76 F TURB 0.1 Ps3/Pt2 1.355

OIL IN 141 F

61 C Ps4/Pt2 1.011

PS4 15.0 PSIA PS3 40.9 HGA

OIL OUT 154 DEG F PCP 20.8 PSIA

CELL TEMP 75 F BAROMETER 30.21 "HG

PS3 20.1 PSIA

CAL LOAD CELL STOWED TIME 09:03:27 DATE 12/27/17

PCP RATIO 1.387

MODEL JT8D-217A S/N 709855 W.O. 1119 CUST ASERCA COND PARTPOWER

24 C 499 C

CIT 75 F EGT 931 F T7 TIME at TEMP 0 THRUST 14770 LBS EPR 1.679

CORRECTED DATA

N1 % 83.01 N1 RPM 6826 **********4 N1 6723 Pt2 30.09 HGA

Fn 15285

N2 % 93.77 N2 RPM 11485 **********1 N2 11311 Pt2 AVG-1.7 "H2O

EGT 476C

TIMER 0 sec. Wf 7745 Pt7 50.51 HGA

MAIN FUEL 40PSIG TSFC 0.508

MAIN OIL 49PSIG

FUEL FLOW 7942PPH VIBRATION

BREATHER 1.0 "HG COMP 1.3

FUEL IN 73 F TURB 2.1 Ps3/Pt2 5.358

OIL IN 188 F

87 C Ps4/Pt2 13.958

PS4 205.0 PSIA PS3 161.3 HGA

OIL OUT 279 DEG F PCP 115.7 PSIA

CELL TEMP 75 F BAROMETER 30.21 "HG

PS3 79.2 PSIA

CAL LOAD CELL STOWED TIME 09:29:28 DATE 12/27/17

PCP RATIO 0.558

ALPHA TURBINE TECHNOLOGY, LLC
FAA REPAIR STATION 1A6R094B
JT8D Page 24

MODEL JT8D-217A S/N 709855 W.O. 1119 CUSTOMER ASERCA

	T7			COND	PARTPOWER
1.	933	F			
2.	938	F			
3.	859	F	CALCULATED AVG. 931 F		
4.	954	F			
5.	891	F			
6.	956	F	EGT SPREAD		
			EGT LO 859 ~~-0~~ EGT HI 1020 ~~-00~~ EGT SPREAD 161 ~~-0~~		
7.	896	F	CHN216 CHN217		
8.	1020	F			

DATE 12/27/17

MODEL JT8D-217A S/N 709855 W.O. 1119 CUST ASERCA COND IDLE

24 C 382 C

CIT 75 F EGT 720 F T7 TIME at TEMP 0 THRUST 1014 LBS EPR 1.030

N1 % 25.51 N1 RPM 2098 ****

N2 % 54.45 N2 RPM 6669 ********1

TIMER 0 sec.

MAIN OIL 44PSIG

BREATHER 0.2 "HG

OIL IN 218 F
103 C

OIL OUT 237 DEG F

CAL LOAD CELL STOWED TIME 09:37:09 DATE 12/27/17

MAIN FUEL 46PSIG

FUEL FLOW 974PPH

FUEL IN 75 F

PS4 15.0 PSIA PS3 41.1 HGA

CELL TEMP 75 F BAROMETER 30.21 "HG

CORRECTED DATA

N1 2066
Fn 1005
N2 6568
EGT 363C
Wf 947
TSFC 0.942

VIBRATION
COMP 0.3
TURB 0.5

Pt2 30.19 HGA

Pt2 AVG -.3 "H2O

Pt7 31.10 HGA

Ps3/Pt2 1.362

Ps4/Pt2 1.011

PCP 22.4 PSIA

PS3 20.2 PSIA

PCP RATIO 1.493

MODEL JT8D-217A S/N 709855 W.O. 1119 CUST ASERCA COND TAKEOFF

23 C 563 C

CIT 74 F EGT 1044 F T7 TIME at TEMP 0 THRUST 19620 LBS EPR 1.949

CORRECTED DATA

N1 % 91.58 N1 RPM 7530 **********7 N1 7423 Pt2 30.07 HGA

Fn 20121

N2 % 98.19 N2 RPM 12027 **********6 N2 11856 Pt2 AVG-2.1 "H2O

EGT 539C

TIMER 0 sec. Wf 10648 Pt7 58.61 HGA

MAIN FUEL 23PSIG TSFC 0.529

MAIN OIL 50PSIG

FUEL FLOW10898PPH VIBRATION

BREATHER 1.2 "HG COMP 1.3

FUEL IN 73 F TURB 1.3 Ps3/Pt2 6.438

OIL IN 187 F

86 C Ps4/Pt2 17.406

PS4 257.1 PSIA PS3 193.6 HGA

OIL OUT 296 DEG F PCP 143.8 PSIA

CELL TEMP 74 F BAROMETER 30.23 "HG

PS3 95.1 PSIA

CAL LOAD CELL STOWED TIME 09:46:08 DATE 12/27/17

PCP RATIO 0.559

ALPHA TURBINE TECHNOLOGY, LLC
FAA REPAIR STATION 1A6R094B
JT8D Page 24

MODEL JT8D-217A S/N 709855 W.O. 1119 CUSTOMER ASERCA

	T7			COND	TAKEOFF
1.	1048	F			
2.	1053	F			
3.	952	F	CALCULATED AVG. 1045 F		
4.	1056	F			
5.	1014	F			
6.	1063	F	EGT SPREAD		
			EGT LO 952 ~~0~~ EGT HI 1151 ~~00~~ EGT SPREAD 199 ~~0~~		
7.	1020	F	CHN216 CHN217		
8.	1151	F			

DATE 12/27/17

MODEL JT8D-217A S/N 709855 W.O. 1119 CUST ASERCA COND MAX.T/O

23 C 573 C

CIT 74 F EGT 1063 F T7 TIME at TEMP 0 THRUST 20400 LBS EPR 1.989

CORRECTED DATA

N1 % 92.96 N1 RPM 7644 ********** N1 7535 Pt2 30.11 HGA

Fn 20869

N2 % 98.81 N2 RPM 12103 **********7 N2 11931 Pt2 AVG-1.8 "H2O

EGT 549C

TIMER 0 sec. Wf 11125 Pt7 59.84 HGA

MAIN FUEL 16PSIG TSFC 0.533

MAIN OIL 49PSIG

FUEL FLOW11402PPH VIBRATION

BREATHER 1.1 "HG COMP 1.5

FUEL IN 73 F TURB 1.8 Ps3/Pt2 6.632

OIL IN 190 F

88 C Ps4/Pt2 17.924

PS4 265.7 PSIA PS3 199.7 HGA

OIL OUT 302 DEG F PCP 148.6 PSIA

CELL TEMP 74 F BAROMETER 30.23 "HG

PS3 97.9 PSIA

CAL LOAD CELL STOWED TIME 09:52:44 DATE 12/27/17

PCP RATIO 0.561

MODEL JT8D-217A S/N 709855 W.O. 1119 CUST ASERCA COND M.CONT.

23 C 532 C

CIT 74 F EGT 991 F T7 TIME at TEMP 0 THRUST 17527 LBS EPR 1.825

CORRECTED DATA

N1 % 87.77 N1 RPM 7217 **********2 N1 7114 Pt2 30.11 HGA

Fn 18016

N2 % 96.53 N2 RPM 11823 **********5 N2 11655 Pt2 AVG-1.7 "H2O

EGT 509C

TIMER 0 sec. Wf 9290 Pt7 54.94 HGA

MAIN FUEL 34PSIG TSFC 0.516

MAIN OIL 49PSIG

FUEL FLOW 9521PPH VIBRATION

BREATHER 1.1 "HG COMP 1.3

FUEL IN 73 F TURB 1.5 Ps3/Pt2 5.922

OIL IN 202 F

94 C Ps4/Pt2 15.848

PS4 234.4 PSIA PS3 178.4 HGA

OIL OUT 304 DEG F PCP 131.9 PSIA

CELL TEMP 74 F BAROMETER 30.23 "HG

PS3 87.6 PSIA

CAL LOAD CELL STOWED TIME 09:55:21 DATE 12/27/17

PCP RATIO 0.563

ALPHA TURBINE TECHNOLOGY, LLC
FAA REPAIR STATION 1A6R094B
JT8D Page 24

MODEL JT8D-217A S/N 709855 W.O. 1119 CUSTOMER ASERCA

	T7			COND	M.CONT.
1.	985	F			
2.	1005	F			
3.	915	F	CALCULATED AVG. 991 F		
4.	1009	F			
5.	954	F			
6.	1018	F	EGT SPREAD		
			EGT LO 915 ~~-0~~ EGT HI 1086 ~~-00-~~ EGT SPREAD 171 ~~-0-~~		
7.	956	F	CHN216 CHN217		
8.	1086	F			

DATE 12/27/17

MODEL JT8D-217A S/N 709855 W.O. 1119 CUST ASERCA COND MAX.CR.

24 C 512 C

CIT 75 F EGT 953 F T7 TIME at TEMP 0 THRUST 16058 LBS EPR 1.739

CORRECTED DATA

N1 % 85.01 N1 RPM 6990 **********6 N1 6884 Pt2 30.11 HGA

Fn 16554

N2 % 95.00 N2 RPM 11636 **********2 N2 11460 Pt2 AVG-1.7 "H2O

EGT 488C

TIMER 0 sec. Wf 8362 Pt7 52.37 HGA

MAIN FUEL 37PSIG TSFC 0.505

MAIN OIL 49PSIG

FUEL FLOW 8581PPH VIBRATION

BREATHER 0.9 "HG COMP 1.1

FUEL IN 73 F TURB 1.6 Ps3/Pt2 5.584

OIL IN 204 F

96 C Ps4/Pt2 14.793

PS4 218.8 PSIA PS3 168.2 HGA

OIL OUT 301 DEG F PCP 123.0 PSIA

CELL TEMP 75 F BAROMETER 30.23 "HG

PS3 82.6 PSIA

CAL LOAD CELL STOWED TIME 09:58:10 DATE 12/27/17

PCP RATIO 0.562

ALPHA TURBINE TECHNOLOGY, LLC
FAA REPAIR STATION 1A6R094B
JT8D Page 24

MODEL JT8D-217A S/N 709855 W.O. 1119 CUSTOMER ASERCA

	T7			COND	MAX.CR.
1.	943	F			
2.	971	F			
3.	881	F	CALCULATED AVG. 953 F		
4.	977	F			
5.	907	F			
6.	986	F	EGT SPREAD		
			EGT LO 881 -0- EGT HI 1042 -00- EGT SPREAD 161 -0-		
7.	918	F	CHN216 CHN217		
8.	1042	F			

DATE 12/27/17

MODEL JT8D-217A S/N 709855 W.O. 1119 CUST ASERCA COND C.BAND

23 C 492 C

CIT 74 F EGT 918 F T7 TIME at TEMP 0 THRUST 14446 LBS EPR 1.650

CORRECTED DATA

N1 % 82.06 N1 RPM 6747 **********3 N1 6651 Pt2 30.13 HGA

Fn 14944

N2 % 93.43 N2 RPM 11444 ********** N2 11281 Pt2 AVG-1.5 "H2O

EGT 471C

TIMER 0 sec. Wf 7483 Pt7 49.71 HGA

MAIN FUEL 44PSIG TSFC 0.501

MAIN OIL 48PSIG

FUEL FLOW 7674PPH VIBRATION

BREATHER 1.0 "HG COMP 1.1

FUEL IN 73 F TURB 1.8 Ps3/Pt2 5.195

OIL IN 205 F

96 C Ps4/Pt2 13.587

PS4 201.1 PSIA PS3 156.6 HGA

OIL OUT 294 DEG F PCP 113.4 PSIA

CELL TEMP 74 F BAROMETER 30.23 "HG

PS3 76.9 PSIA

CAL LOAD CELL STOWED TIME 10:00:56 DATE 12/27/17

PCP RATIO 0.564

MODEL JT8D-217A S/N 709855 W.O. 1119 CUST ASERCA COND IDLE

24 C 383 C

CIT 75 F EGT 721 F T7 TIME at TEMP 0 THRUST 1036 LBS EPR 1.030

CORRECTED DATA

N1 % 25.61 N1 RPM 2106 **** N1 2074 Pt2 30.21 HGA

Fn 1026

N2 % 54.59 N2 RPM 6687 ********3 N2 6586 Pt2 AVG -.2 "H2O

EGT 363C

TIMER 0 sec. Wf 930 Pt7 31.13 HGA

MAIN FUEL 46PSIG TSFC 0.906

MAIN OIL 44PSIG

FUEL FLOW 957PPH VIBRATION

BREATHER 0.2 "HG COMP 0.5

FUEL IN 75 F TURB 0.5 Ps3/Pt2 1.361

OIL IN 230 F

110 C Ps4/Pt2 1.010

PS4 15.0 PSIA PS3 41.1 HGA

OIL OUT 249 DEG F PCP 22.6 PSIA

CELL TEMP 75 F BAROMETER 30.23 "HG

PS3 20.2 PSIA

CAL LOAD CELL STOWED TIME 10:06:30 DATE 12/27/17

PCP RATIO 1.507

MODEL JT8D-217A S/N 709855 W.O. 1119 CUST ASERCA COND REVERSE

24 C 567 C

CIT 75 F EGT 1053 F T7 TIME at TEMP 0 THRUST 19558 LBS EPR 1.941

CORRECTED DATA

N1 % 91.39 N1 RPM 7514 **********5 N1 7400 Pt2 30.11 HGA

Fn 20032

N2 % 97.86 N2 RPM 11986 **********6 N2 11805 Pt2 AVG-1.8 "H2O

EGT 542C

TIMER 0 sec. Wf 10637 Pt7 58.30 HGA

MAIN FUEL 22PSIG TSFC 0.531

MAIN OIL 50PSIG

FUEL FLOW10915PPH VIBRATION

BREATHER 1.1 "HG COMP 1.8

FUEL IN 74 F TURB 2.0 Ps3/Pt2 6.430

OIL IN 174 F

79 C Ps4/Pt2 17.342

PS4 255.1 PSIA PS3 193.6 HGA

OIL OUT 275 DEG F PCP 140.9 PSIA

CELL TEMP 75 F BAROMETER 30.23 "HG

PS3 95.1 PSIA

CAL LOAD CELL STOWED TIME 10:13:00 DATE 12/27/17

PCP RATIO 0.552

BLEED VALVE SCHEDULE

MIN LIMIT	67.7	CHN223	PS4	0 PSIG
MAX LIMIT	73.3	CHN224	PS3	6.5 PSIG
OPEN @	69.1	CHN225	PS3	43.4 HGA
CLOSED @	70.4	CHN226		

DATE 12/27/17

MODEL JT8D-217A S/N 709855 W.O. 1119 CUSTOMER ASERCA

ACCELERATION TIME CHECK

N2 RPM PERCENT 97.00

PERCENT RPM



TIME 5.0

DATE 12/27/17

TIME OF DAY 10:08:02

JT8D-200

709855

N1=7827 (95.2%) N2=11931 (97.4%)

12/27/2017

10:15:58

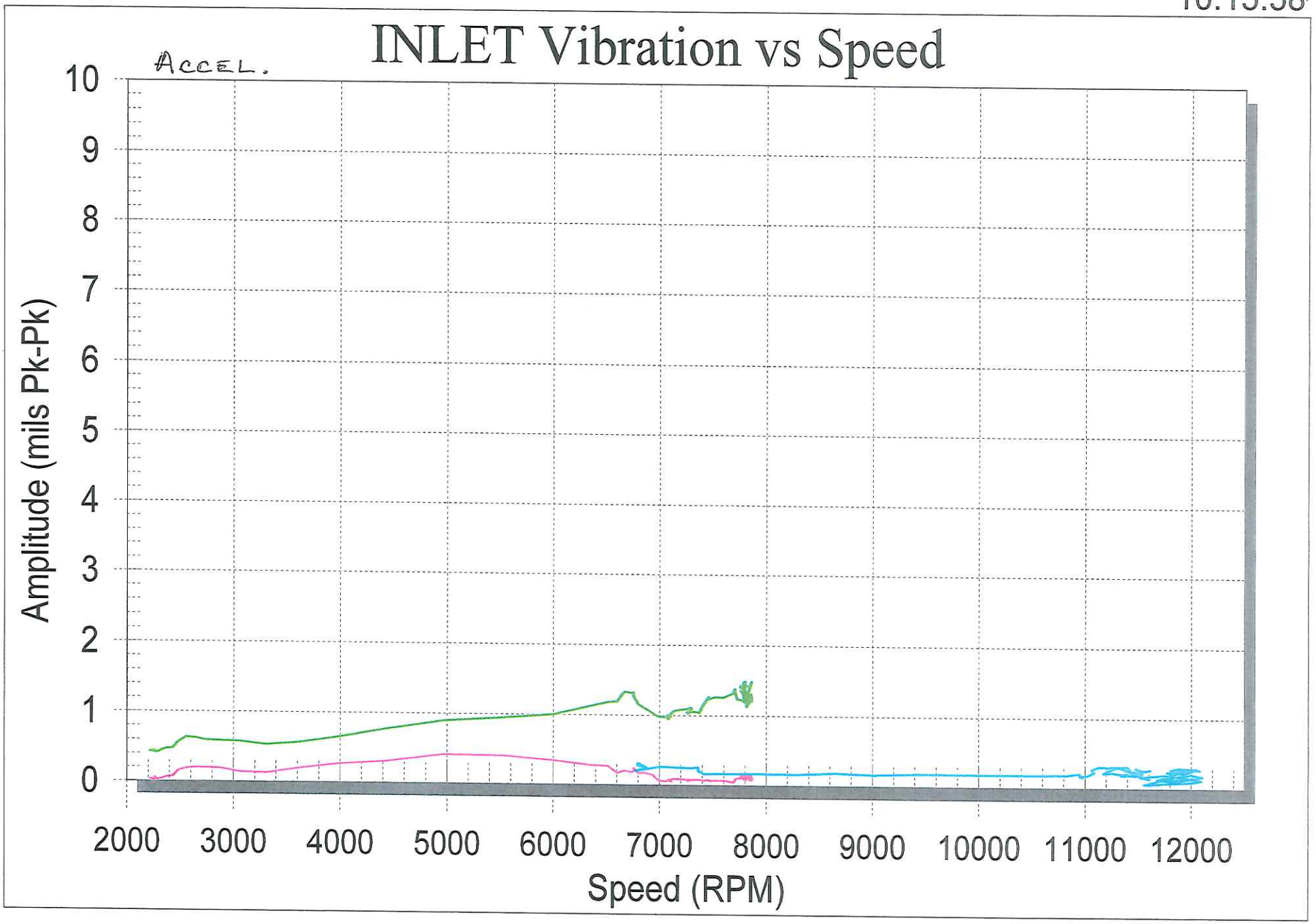

JT8D-200

709855

N1=7798 (94.9%) N2=12077 (98.6%)

12/27/2017

10:15:50

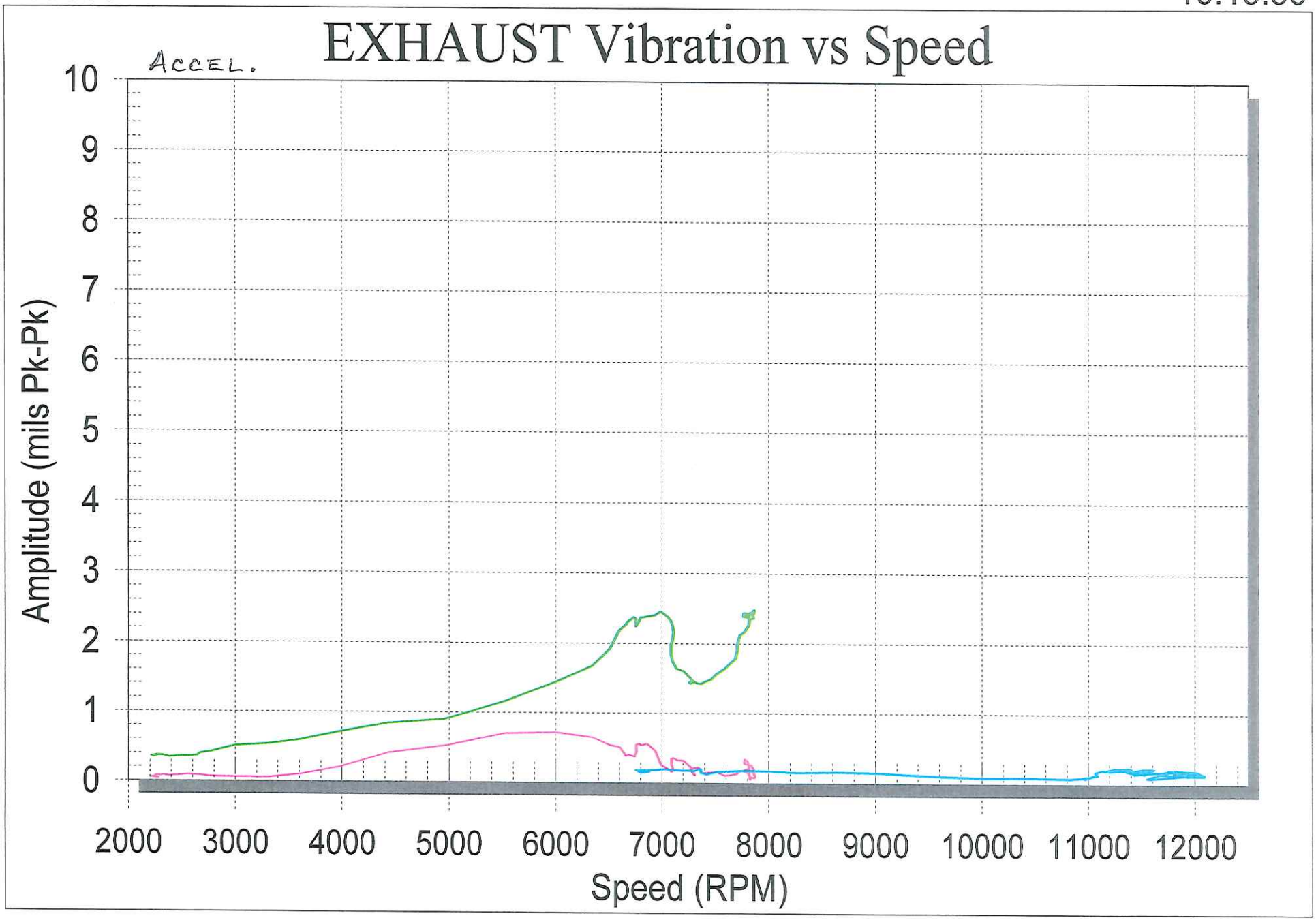

JT8D-200

709855

N1=2262 (27.5%) N2=6786 (55.4%)

12/27/2017

10:17:58

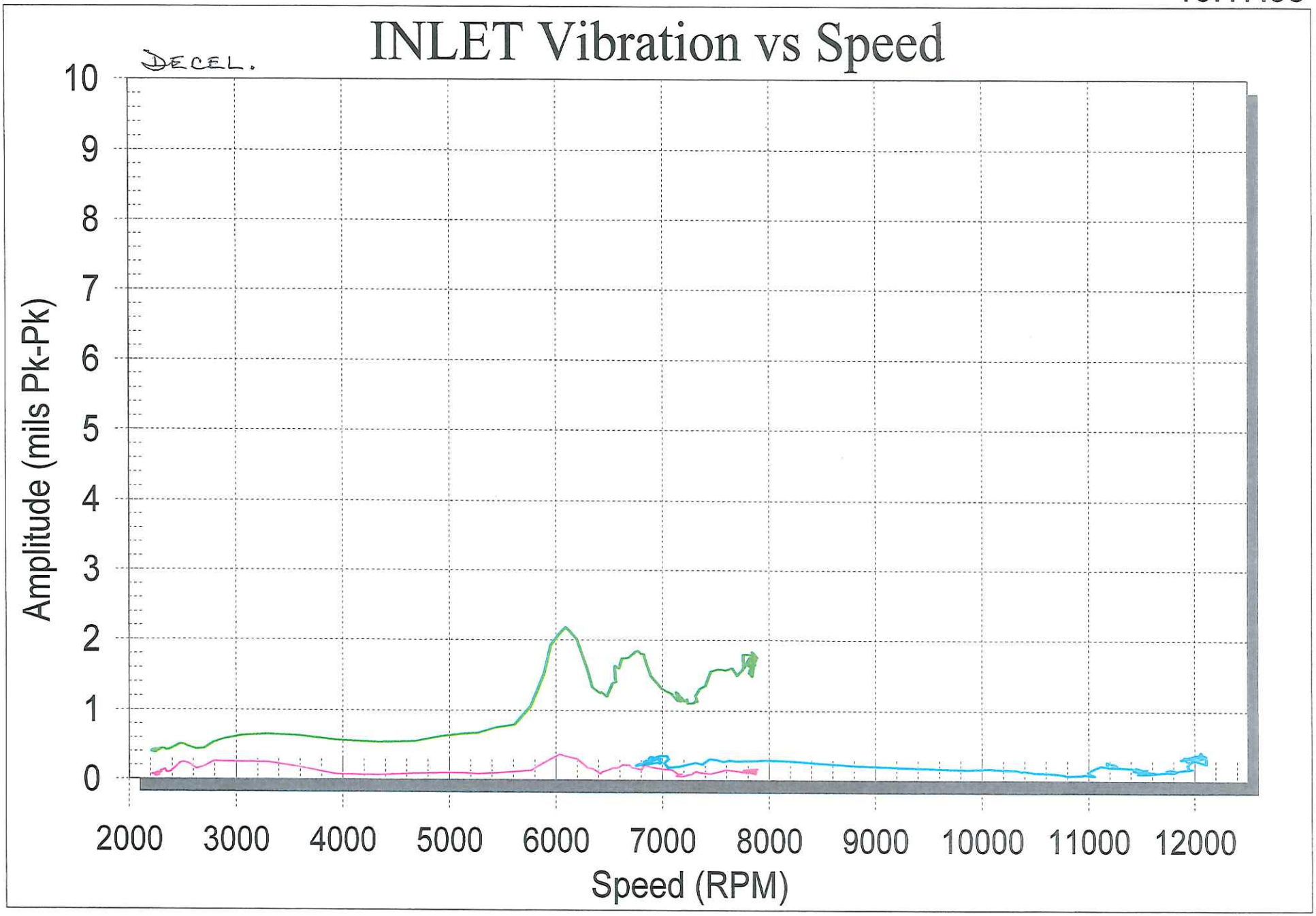

JT8D-200

709855

N1=2243 (27.3%) N2=6855 (56.0%)

12/27/2017

10:18:09

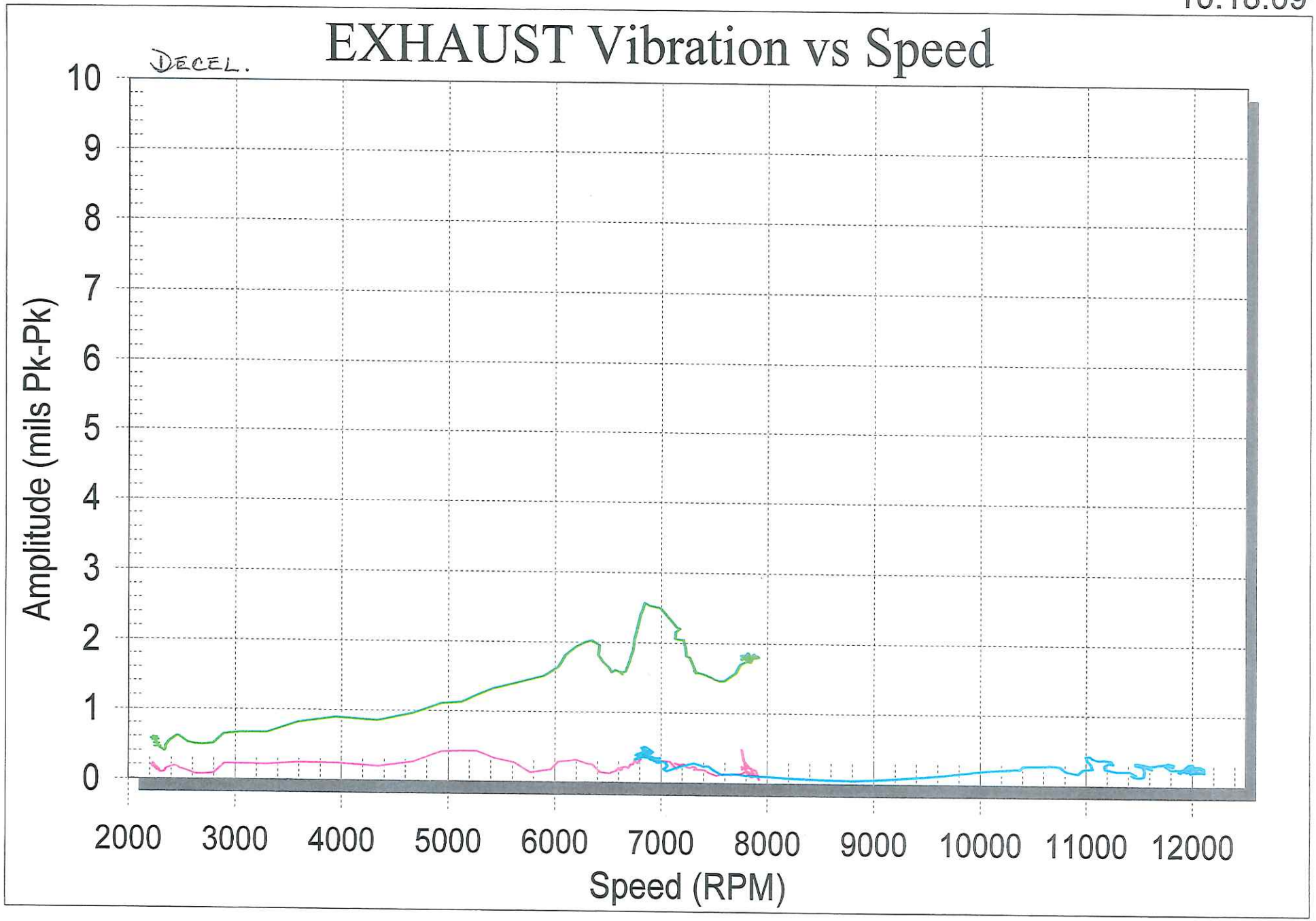

ALPHA TURBINE AVIATION TECHNOLOGY, LLC
FAA Repair Station No. 1A6R094B

TEST CELL COST REPORT

ASERCA P.O. # _____ DATE: 27-Dec-17

ENGINE MODEL: JT8D-217A ESN: 709855 W.O: 1119

TYPE OF TEST: TEST # 3

TRIM BALANCE? YES [ ] NO [X]

#2 POSITION HIGH POWER STALL CHECK? YES [ ] NO [X]

TOTAL AMOUNT OF FUEL CONSUMED: 986 GALLONS

TOTAL AMOUNT OF OIL CONSUMED: 6.0 GALLONS

TOTAL REGULAR LABOR HOURS USED: _____ MAN-HOURS.

TOTAL OVERTIME LABOR HOURS USED: _____ MAN-HOURS.

OTHER JOBS PERFORMED AT TEST CELL / ADDITIONAL CHARGES:

ALPHA TURBINE AVIATION TECHNOLOGY, LLC
Jet Engine Repair
Fax: 305-591-8949
7323 N.W. 44 St. • Miami, FL 33166

FUEL SYSTEM PRESERVED
WITH MIL-L-6081 OIL

WORK ORDER 1119 ENGINE S/N 709855

PRESERVED BY _____ DATE 12-27-17

ATAT-QUL-36 5/15/07

Alpha Turbine Aviation Technology, LLC
CRS No. 1A6R094B

Work Order: 1119
Model: JT8D- 217A
Customer: ASERCA AIRLINES

Date: 01/02/2018
ESN: 709855

JT8D-209 Thru –219
Accessory/QEC Inventory

Basic Engine Accessories:		**OUTGOING**		
Item	**Nomenclature**	**Part No.**	**Serial No.**	**Comments**
*1.	Fuel Control Unit	769606-8	F21534	
*2.	Fuel Pump Assembly	384300	7202	
*3.	Fuel Diff. Press. Switch	**INSTALLED**	**NOT VISIBLE**	
*4.	Fuel Heater	745608	AR7976A	
*5.	Fuel Oil Cooler	749965	UK4289	
*6.	Press Ratio Bleed Control (6TH Stage)	**N/A**	**N/A**	
*7.	Press Ratio Bleed Control (8TH Stage)	790312	6152004	
*8.	P & D Valve	766342	6155856	
*9.	Ignition Exciter 1	10-353875-4	88421939	
*10.	Ignition Exciter 2	N/A	N/A	
*11.	Oil Tank	565016	3A22	
*12.	Anti-Ice Valve RH	320115	21482	
*13.	Anti-Ice Valve LH	320115	3097	
*14.	Fuel De-Icing Valve	320115	18966	
*15.	Bleed Control Valve	5000047-01	UG0995	
*16.	Gearbox	758300	SS7431	
17.	Starter Valve	N/A	N/A	

Alpha Turbine Aviation Technology, LLC
CRS No. 1A6R094B

Work Order: 1119
Model: JT8D- 217A
Customer: ASERCA AIRLINES

Date: 01/02/2018
ESN: 709855

JT8D-209 Thru –219
Accessory/QEC Inventory

OUTGOING

	Valve			
Airframe QEC Accessories Serialized Items (Cont'd):				
Item	**Nomenclature**	**Part No.**	**Serial No.**	**Comments**
20.	Oil Pressure Transmitter	418-00044	9749051	
21.	Oil Differential Pressure Switch	42D109-1A	1876	
22.	Low Oil Pressure Warning Switch	42D110	7630	
23.	Low Fuel Pressure Warning	**INSTALLED**	**NOT VISIBLE**	

Airframe Installation Serialized Items:				
Item	**Nomenclature**	**Part No.**	**Serial No.**	**Comments**
1.	Nose Cowl Assembly	**N/A**	**N/A**	
2.	Nose Cone Assembly	**N/A**	**N/A**	
3.	Thrust Reverser Assembly	**N/A**	**N/A**	
4.	Forward Cone Bolts	**N/A**	**N/A**	
5.	Rear Cone Bolts	**N/A**	**N/A**	
6.	Exhaust Cone Assembly	**INSTALLED**	**N/A**	

Engine Stand:				
Item	**Nomenclature**	**Part No.**	**Serial No.**	**Comments**
1.	Engine Stand	—	—	YELLOW STAND

Inspector's Signature: Carlos J. Canessa **Inspector's Stamp:** AT 37 INSP **Date:** 01/04/2018

1. Approving National Aviation Authority/Country:	2.	3. Form Tracking Number:
FAA/UNITED STATES	**AUTHORIZED RELEASE CERTIFICATE** FAA Form 8130-3, AIRWORTHINESS APPROVAL TAG	20120117-1000

4. Organization Name and Address:	5. Work Order/Contract/Invoice Number:
Alaska Airlines Alaska Service Road, Sea-Tac International Airport Seattle, WA 98518	281112

6. Item:	7. Description:	8. Part Number:	9. Eligibility:*	10. Quantity:	11. Serial/Batch Number:	12. Status/Work:
1	FUEL CONTROL	769606-8	N/A	1	F21534	INSPECTED

13. Remarks:

06 DEC 02
UNIT WAS INSPECTED, OVERHAULED AND TESTED IAW CMM 73-21-05 REV 7 BY HAMILTON SUNDSTRAND ON ALASKA AIRLINES SERVICE ORDER 281112.

ALASKA AIRLINES PART NUMBER 8-7320-9-8008 IS EQUIVALENT TO MANUFACTURES PART NUMBER 769606-8.
ALASKA AIRLINES SERIAL NUMBER 1534 IS EQUIVALENT TO MANUFACTURES SERIAL NUMBER F21534.



19. ☒ 14 CFR 43.9 Return to Service ☐ Other regulation specified in Block 13

Certifies that unless otherwise specified in block 13, the work identified in Block 12 and described in Block 13 was accomplished in accordance with Title 14, Code of Federal Regulations, part 43 and in respect to that work, the items are approved for return to service.

20. Authorized Signature:	21. Approval/Certificate No.:
Vince Hasson	ASAA802A
22. Name (Typed or Printed):	**23. Date (m/d/y):**
VINCE HASSON	1/17/12

User/Installer Responsibilities

It is important to understand that the existence of this document alone does not automatically constitute authority to install the part/component/assembly.

Where the user/installer performs work in accordance with the national regulations of an airworthiness authority different than the airworthiness authority of the country specified in Block 1, it is essential that the user/installer ensures that his/her airworthiness accepts parts/components/assemblies from the airworthiness authority of the country specified in Block1.

Statements in Blocks 14 and 19 do not constitute installation certification. In all cases, aircraft maintenance records must contain an installation certification issued in accordance with the national regulations by the user/installer before the aircraft may be flown.

ENGINE FINAL INSPECTION

8050 NW 31st Street
Doral, FL33122
FAA Repair Station No. 1A6R094B

W/O: 1119 ESN: 709855 MODEL: JT8D-217A DATE: 01/02/2018

ITEM No.	INSTRUCTIONS	INSP	DATE
1	Place Qty. 2 Temperature Indicator stickers and check main oil filter.	AT 37 INSP	01/04/2018
2	Visually inspect Fuel Control Unit for conformity and any obvious damage. P/N: 769606-8 S/N: F21534	AT 37 INSP	01/03/2018
3	Visually inspect Fuel Pump assembly for conformity and any obvious damage. P/N: 384300 S/N: 7202	AT 37 INSP	01/03/2018
4	Visually inspect Fuel Differential Pressure Switch for conformity and any obvious damage. P/N: INSTALLED S/N: NOT VISIBLE	AT 37 INSP	01/03/2018
5	Visually inspect Fuel Heater for loose hose and line connections. P/N: 745608 S/N: AR7976A	AT 37 INSP	01/03/2018
6	Visually inspect Fuel Oil Cooler assembly for loose lines and any obvious damage. P/N: 749965 S/N: UK4289	AT 37 INSP	01/03/2018
7	Visually inspect Pressure Ratio Bleed Control for loose connections. (6TH STG) P/N: N/A S/N: N/A (8TH STG) P/N: 790312 S/N: 6152004	AT 37 INSP	01/03/2018
8	Visually inspect P&D valve for loose lines and hardware. P/N: 766342 S/N: 6155856	AT 37 INSP	01/03/2018
9	Visually inspect Ignition Exciter Boxes for loose connections and hardware. P/N: 10-353875-4 S/N: 88421939 P/N: N/A S/N: N/A	AT 37 INSP	01/03/2018
10	Visually inspect Oil Tank for loose lines/ strap and make sure Oil Tank is capped. P/N: 565016 S/N: 3A22	AT 37 INSP	01/03/2018
11	Visually inspect Anti-Ice Valves for loose pins, connector and lines. Visually inspect Anti-ice Manifold for proper Gasket installation. L/H P/N : 320115 S/N: 3097 R/H P/N : 320115 S/N: 21482 FUEL VALVE: 320115 S/N : 18966 Starter S/O Valve P/N: 392796-1-1 S/N: TK30	AT 37 INSP	01/03/2018

ENGINE FINAL INSPECTION

8050 NW 31st Street
Doral, FL33122
FAA Repair Station No. 1A6R094B

W/O: 1119 ESN: 709855 MODEL: JT8D-217A DATE: 01/02/2018

ITEM No.	INSTRUCTIONS	INSP	DATE
12	Visually inspect Bleed Control Valve for loose lines and hardware. P/N: 5000047-01 S/N: UG0995	AT 37 INSP	01/03/2018
13	Visually inspect Gearbox unit and make sure ID Plate is Installed. Check for loose hardware and signs of leakage. P/N: 758300 S/N: SS7431	AT 37 INSP	01/03/2018
14	Visually inspect Breather tube for dents and obvious damage.	AT 37 INSP	01/03/2018
15	Visually inspect Front Accessory Cover for condition of studs and safety wire of retaining bolts.	AT 37 INSP	01/03/2018
16	Visually inspect Exhaust area. Visually inspect thermocouples and harness for proper installation.	AT 37 INSP	01/03/2018
17	Visually inspect Inlet area for general condition.	AT 37 INSP	01/03/2018
18	Visually inspect overall condition of the engine: Loose hardware or clamps, missing or backwards safety wire, or loose B-nuts. Ensure **ALL OPENINGS ARE COVERED** including Inlet and Exhaust. Engine Stand P/N — S/N — COMMENTS: Yellow STAND.	AT 05 INSP	01/04/2018
19	Verify installation of speed data plate on exhaust outer duct. RPM: 11.281 Percentage: 92.12%	AT 05 INSP	01/04/2018
20	Take outgoing photographs prior to engine wrap and after engine wrap.	AT 05 INSP	01/04/2018
21	VERIFY ALL ITEMS ON ALL PAGES ON FORM ATAT-INSP-34 FOR STAMP, SIGNATURE OR ENTRIES IN ALL EMPTY SPACES. RECORD CLERK: _____ DATE: 01-04-2018		

ALPHA TURBINE AVIATION TECHNOLOGY, LLC
FAA Repair Station 1A6R094B
8050 NW 31st Street
Doral, FL 33122

Customer: ASERCA AIRLNS. **Work Order: 1119**

VIDEO AND/OR BORESCOPE INSPECTION REPORT(-209 Thru 219)

FOR: POST TEST INSPECTION OR CUSTOMER REQUEST / FIELD BORESCOPE

ESN 709855 ACFT. POSITION:----2---------- ENGINE TYPE: JT8D-217A DATE: 01/03/2018

REASON : Borescope: **OUTGOING BORESCOPE** TYPE of ACFT: **N/A** REG. #: _____

JOB SITE: Off site: Alpha Turbine Aviation Technology, LLC Miami VIDEO RECORD: YES ☒ NO ☐

INSPECTION SECTION	DISCREPANCIES –REFERENCES AND LIMITS

GENERAL INSPECTION: NORMAL CONDITION. NO DISCREPANCIES NOTED AT THIS

Exterior Inspection: TIME OF INSPECTION.

N1 Compressor Section – Ref. P&W MM 72-00 & 72-33 ☑ In Limits ☐ Restrict Hours ☐ Remove Eng. from Service.

C-1 Fan Assy: (34 ea.) NORMAL OPERATING CONDITION.

C-2 Fan Assy: (40 ea.) NORMAL CONDITION.

C-6 Blades: (60 ea.) MINOR NICKS WITHIN LIMITS. NORMAL CONDITION. NO DISCREPANCIES NOTED.

N2 Compressor Section – Ref. P&W MM 72-00 & 72-36 ☑ In Limits ☐ Restrict Hours ☐ Remove Eng. from Service.

C-7 Blades: (60 ea.) NORMAL CONDITION. NO DISCREPANCIES NOTED AT THIS TIME OF INSPECTION.

C-12 Blades: (80 ea.) NORMAL CONDITION.

C-13 Blades: (74ea.) MINOR NICKS AND DENTS NOTED. SOME ENVIROMENTAL COATING NOTED.

Comb. Section & Outlet Ducts – Ref. P&W MM 72-00 ☑ In Limits ☐ Restrict Hours ☐ Remove Eng. from Service.

No. 4 Combustion Chamber: SOME MISSING COATING NOTED. GOOD FOR CONTINUE TIME OPERATION.

No. 7 Combustion Chamber: SOME MISSING COATING NOTED. GOOD FOR CONTINUE TIME OPERATION.

Outlet Ducts - Inner/Outer: SOME MISSING COATING NOTED. GOOD FOR CONTINUE TIME OPERATION.

ALPHA TURBINE AVIATION TECHNOLOGY, LLC
FAA Repair Station 1A6R094B
8050 NW 31st Street
Doral, FL 33122

N2 Turbine, T-1 Blades & Vanes – Ref. P&W MM 72-50 ☑ In Limits ☐ Restrict Hours ☐ Remove Eng. from Service.

T-1 Vanes: (46 ea.) NORMAL CONDITION.

T-1 Blades: (64 ea.) MINOR COATING MISSING NOTED. SOME MINOR SULFIDATION NOTED WITHIN LIMITS.

N1 Turbine and Exhaust Section – Ref. P&W MM 72-50 and 72-54 ☑ In Limits ☐ Remove Eng. from Service.

T-2 Blades: (78 ea.) 65 EA. BLADES REPLACED IN OVERHAULED CONDITION. NO DISCREPANCIES NOTED ON THE BALANCE OF BLADE ASSEMBLY.

T-4 Blades: (58 ea.)
NORMAL CONDITION. NO DISCREPANCIES NOTED AT THIS TIME OF INSPECTION.

Exhaust Fairing & Struts:
NORMAL CONDITION. NO DISCREPANCIES NOTED AT THIS TIME OF INSPECTION.

NOTES:

Borescope performed by: CARLOS F. CANESSA. **Signature:** Carlos F. Canessa